






Title of Training	HANDHELD TROWEL SAFETY TRAINING	
Equipment Info.		WALK BEHIND TROWEL
Date of Training		Instructor:

## HAND HELD TROWEL SAFETY

Do not operate or service the equipment before reading the entire manual. Safety precautions should be followed at all times when operating this equipment.

Potential hazards associated with the operation of this equipment will be referenced with hazard symbols which may appear throughout this manual in conjunction with safety messages

Symbol	Safety Hazard
	Lethal exhaust gas hazards
	Explosive fuel hazards
	Burn hazards
	Rotating parts hazards
	Pressurized fluid hazards

### GENERAL SAFETY – CAUTION

- **NEVER** operate this equipment without proper protective clothing, shatterproof glasses, respiratory protection, hearing protection, steel-toed boots and other protective devices required by the job or city and state regulations



- Avoid wearing jewelry or loose fitting clothes that may snag on the controls or moving parts as this can cause serious injury.
- **NEVER** operate this equipment when not feeling well due to fatigue, illness or when under medication.
- **NEVER** operate this equipment under the influence of drugs or alcohol.
- **ALWAYS** clear the work area of any debris, tools, etc. that would constitute a hazard while the equipment is in operation.
- No one other than the operator is to be in the working area when the equipment is in operation.
- **DO NOT** use the equipment for any purpose other than its intended purposes or applications.

This equipment should only be operated by trained and qualified personnel 18 years of age and older.

Whenever necessary, replace nameplate, operation and safety decals when they become difficult read.

Manufacturer does not assume responsibility for any accident due to equipment modifications. Unauthorized equipment modification will void all warranties.

- **NEVER** use accessories or attachments that are not recommended by Multiquip for this equipment. Damage to the equipment and/or injury to user may result.
- **ALWAYS** know the location of the nearest **fire extinguisher**.
- **ALWAYS** know the location of the nearest **first aid kit**.

Trainee Name (print)		Signature of Trainee	
Instructor Name		Date of Training	
Scan To:	Safety/Training/Equipment/Handheld Trowel/YY-MM-DD		
Revision # 002-15	Page 1 of 5		

Title of Training	HANDHELD TROWEL SAFETY TRAINING	
Equipment Info.		WALK BEHIND TROWEL
Date of Training		Instructor:

## TROWEL SAFETY



- Engine fuel exhaust gases contain poisonous carbon monoxide. This gas is colorless and odorless, and can cause death if inhaled.
- The engine of this equipment requires an adequate free flow of cooling air.
- **NEVER** operate this equipment in any enclosed or narrow area where free flow of the air is restricted. If the air flow is restricted it will cause injury to people and property and serious damage to the equipment or engine.
- **NEVER** operate the equipment in an explosive atmosphere or near combustible materials. An explosion or fire could result causing severe **bodily harm or even death.**

## WARNING

- **ALWAYS** keep clear of rotating or moving parts while operating the trowel.
- **DO NOT** start or operate the trowel if the drive train will not disengage. Centrifugal force between the trowel and surface when starting can cause uncontrolled handle movement that can cause serious injury. The handle must not move while pulling the engine recoil starter.

**NEVER** disconnect any **emergency or safety devices** These devices are intended for operator safety. Disconnection of these devices can cause severe injury, bodily harm or even death. Disconnection of any of these devices will void all warranties.

## CAUTION

- **NEVER** stand on trowel during operation.
- **NEVER** lubricate components or attempt service on a running machine. **NEVER** place your feet or hands inside the guard rings while starting or operating this equipment.
- **ALWAYS** keep the machine in proper running condition.
- Fix damage to machine and replace any broken parts immediately.
- **ALWAYS** store equipment properly when it is not being used. Equipment should be stored in a clean, dry location out of the reach of children and unauthorized personnel.

## ENGINE SAFETY- WARNING

- DO NOT** place hands or fingers inside engine compartment when engine is running.
- NEVER** operate the engine with heat shields or guards removed.
- Keep fingers, hands hair and clothing away from all moving parts to prevent injury.



Trainee Name (print)		Signature of Trainee	
Instructor Name		Date of Training	
Scan To:	Safety/Training/Equipment/Handheld Trowel/YY-MM-DD		
Revision # 002-15			Page 2 of 5

Title of Training	HANDHELD TROWEL SAFETY TRAINING	
Equipment Info.		WALK BEHIND TROWEL
Date of Training		Instructor:

- DO NOT** remove the radiator cap while the engine is hot. High pressure boiling water will gush out of the radiator and severely scald any persons in the general area of the trowel.
- DO NOT** remove the coolant drain plug while the engine is hot. Hot coolant will gush out of the coolant tank and severely scald any persons in the general area of the trowel.
- DO NOT** remove the engine oil drain plug while the engine is hot. Hot oil will gush out of the oil tank and severely scald any persons in the general area of the trowel.

**CAUTION**

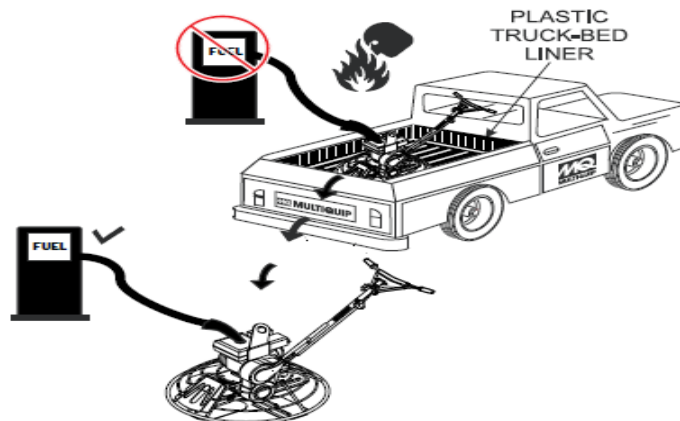
- NEVER** touch the hot exhaust manifold, muffler or cylinder. Allow these parts to cool before servicing equipment.

**TRANSPORTING SAFETY - CAUTION**

- NEVER** allow any person or animal to stand underneath the equipment while lifting. Some walk-behind trowels can be lifted or moved by two people utilizing lifting tubes or other special attachments. Generally, however, they must be lifted using lifting bales and cranes, hoists, or forklifts.
- NEVER** transport trowel with float pans attached unless safety catches are used and are specifically cleared for such transport by the manufacturer.
- NEVER** hoist the trowel more than three feet off the ground with float pans attached.
- Before lifting, make sure that the lifting bales are not damaged.
- Always make sure crane or lifting device has been properly secured to the lifting bales of the equipment.
- ALWAYS** shutdown engine before transporting.
- NEVER** lift the equipment while the engine is running.
- Tighten fuel tank cap securely and close fuel cock to prevent fuel from spilling.
- Use adequate lifting cable (wire or rope) of sufficient strength..
- ALWAYS** tie down equipment during transport by

**FUEL SAFETY**

- DO NOT** add fuel to equipment if it is placed inside truck bed with plastic liner. Possibility exists of explosion or fire due to static electricity.



Trainee Name (print)		Signature of Trainee	
Instructor Name		Date of Training	
Scan To:	Safety/Training/Equipment/Handheld Trowel/YY-MM-DD		
Revision # 002-15			Page 3 of 5

Title of Training	HANDHELD TROWEL SAFETY TRAINING	
Equipment Info.		WALK BEHIND TROWEL
Date of Training		Instructor:

- DO NOT** start the engine near spilled fuel or combustible fluids. Fuel is extremely flammable and its vapors can cause an explosion if ignited.
- ALWAYS** refuel in a well-ventilated area, away from sparks and open flames.
- ALWAYS** use extreme caution when working with **flammable** liquids.
- DO NOT** fill the fuel tank while the engine is running or hot.
- DO NOT** overfill tank, since spilled fuel could ignite if it comes into contact with hot engine parts or sparks from the ignition system.

**This Safety Training Topic (STT) does not necessarily cover all possible hazards associated with this equipment and should be used in conjunction with equipment manual. It is designed as a guide to be used to compliment training in the field at Brieser Construction and as a reminder to users prior to equipment use.**

Trainee Name (print)		Signature of Trainee	
Instructor Name		Date of Training	
Scan To:	Safety/Training/Equipment/Handheld Trowel/YY-MM-DD		
Revision # 002-15			Page 4 of 5

Title of Training	HANDHELD TROWEL SAFETY TRAINING	
Equipment Info.		WALK BEHIND TROWEL
Date of Training		Instructor:

EMPLOYEE NAME (Print or Type)	EMPLOYEE SIGNATURE	TRADE	JOB TITLE
1.			
2.			
3.			
4.			
5.			
6.			
7.			
8.			
9.			
10.			
11.			
12.			
13.			
14.			
15.			
16.			
17.			

Trainee Name (print)		Signature of Trainee	
Instructor Name		Date of Training	
Scan To:	Safety/Training/Equipment/Handheld Trowel/YY-MM-DD		
Revision # 002-15			Page 5 of 5